

AREA
676,577
Square Kilometer

TIME
UTC (GMT) + 6.5 hours

Climate

Myanmar is a country with all year round destinations. Hilly regions in the north and northeast enjoy cool temperate weather. Rainfall is also very low in central regions during the rainy season.

POPULATION

Has a population about 51 million (2014 Census). The major racial groups are Bamar, Kachin, Kayah, Kayin, Chin, Mon, Rakhine and Shan. The people are called Myanmar.

LANGUAGE

Myanmar, several dialects and English.

RELIGION

Over 80 % of Myanmar embrace Theravada Buddhism. There are Christians, Muslims, Hindus and some animists.

CURRENCY

The local currency is the "Kyat" which notes are issued in denominations of 50, 100, 200, 500, 1000, 5000 and 10000.

BUSINESS HOURS

Banks : 09:30 - 15:00 Mon-Fri

Offices : 09:30 - 16:30 Mon - Fri

FOREIGN CURRENCY EXCHANGE AND CREDIT CARDS

Foreign Currency can be exchanged at Yangon International Airport and Licensed Exchange Counters. Credit Cards, Master Card/ Visa Card can be used at International Hotels and some supermarkets.

CUSTOMS

Foreign currencies (above USD 10,000), jewellery, cameras and electronic devices must be declared to the customs at the Airport. Exports of antiques and archaeologically valuable items are prohibited.

For more information, www.myanmarcustoms.gov.mm

VISITOR ARRIVAL, EXPENDITURE, and LENGTH of STAY 2017-2019

Year	2017	2018	2019
Tourist Arrivals	3,443,133	3,551,428	4,364,101
Total Expenditure (US\$)	1969 M	1651 M	2818.753 M
Average Expenditure per day	153 US\$	122 US\$	108 US\$
Average Length of Stay(Night)	9	9	6

Source: Ministry of Hotels and Tourism & Department of Immigration

LICENSED TOUR COMPANIES FROM 2017 to 2019

Year	2017	2018	2019
Local Company	2552	2670	3145
J.V Company	40	41	42
Foreign Company	1	1	1
Total	2593	2712	3188
Outbound Local Company	429	553	724

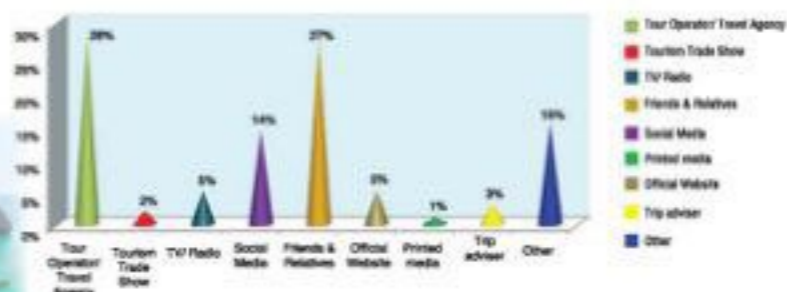
Source: Ministry of Hotels and Tourism

LICENSED TOUR GUIDES FROM 2017 to 2019

Year	2017	2018	2019
English	2814	2780	3020
Japanese	342	344	368
German	271	289	302
French	295	322	346
Thai	206	220	262
Chinese	146	153	225
Spanish	106	94	97
Russian	78	77	87
Italian	67	80	84
Korean	46	48	64
Total	4371	4407	4855
Regional Guides	3449	3662	4177
Total	7820	8069	9032

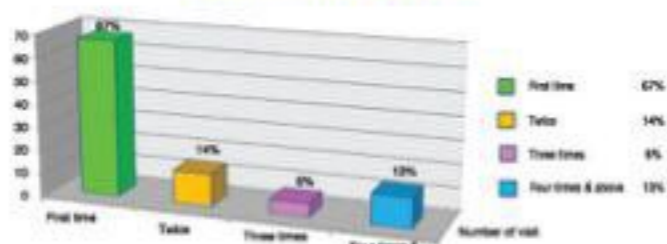
Source: Ministry of Hotels and Tourism

IDEA TO VISIT MYANMAR



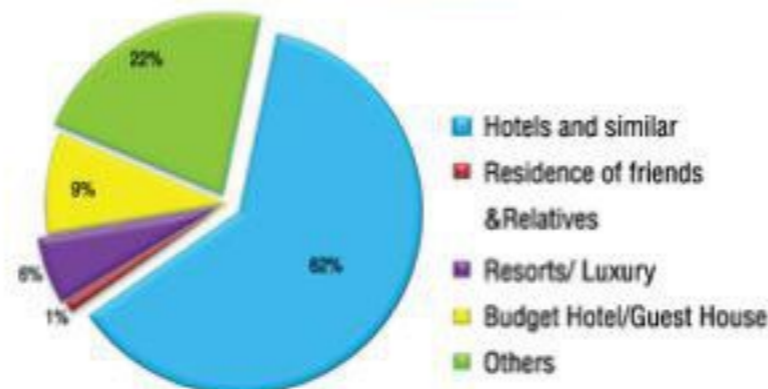
Source: MoHT survey outcome

NUMBER OF VISITS



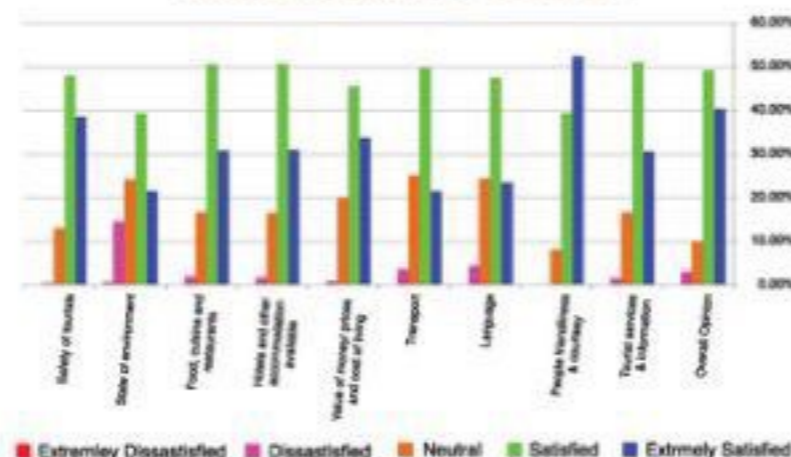
Source: MoHT survey outcome

TYPE OF ACCOMMODATION



Source: MoHT survey outcome

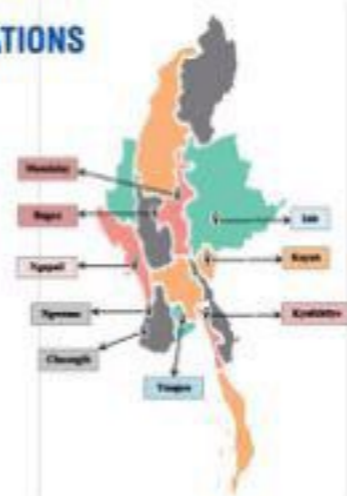
SATISFYING RATE OF TOURISTS



Source: MoHT survey outcome

MOST VISITED DESTINATIONS

Yangon	33%
Mandalay	13%
Inle	12%
Kyaikhtiyo	3%
Ngwe Saung	1%
Ngapali Beach	3%
Kayah	1%
Bagan	15%
Chaung Tha	1%
Others	18%



HOTEL/MOTEL/GUEST HOUSE

Place	Number	Room	Place	Number	Room
Aungban	10	339	Ngapali	56	1833
Bagan	105	4345	Ngwe Saung	33	1581
Bago	31	906	Nyaung Shwe	104	3388
Bhamaw	4	136	Nyaung Lay Pin	1	17
Bhamauk	1	25	Pakokko	14	371
Chaungtha	29	1436	Patheingyi	24	762
Chauk	2	32	Paung	1	14
Dawei	16	503	Phakant	3	90
Dike Oo	1	20	Pauk Khaung	1	31
Gangaw	4	90	Phe Khone	3	57
Hae Ho	3	92	Phyar Pon	5	121
Haikyikyun	1	20	Pindaya	6	177
Ho Pan	1	23	Putao	5	106
Ho Pone	1	13	Pwint Phyu	1	19
Hpa-An	29	973	Pyay	29	685
Hinthata	4	130	Pyaw Bwe	2	51
Hsawni	1	20	Pyin Oo Lwin	66	1758
Kalay	13	383	Pyinmana	4	155
Kalaw	59	1224	Sagaing	8	232
Kanpatlat	7	181	Sat Sal	1	57
Katha	4	82	Shwebo	3	120
Kawthaung	10	692	Shwe Nyaung	2	91
Kyaikhto	17	895	Sittwe	14	326
Kyaington	16	578	Shwe Thauk Yan	5	116
Kyaukme	4	126	Tachileik	52	2321
Kyaukpataung	13	276	Tanintharyi	1	20
Kyauk Phyu	8	273	Tantyan	2	60
Kyauk Se	6	175	Taunggyi	44	1284
Kut Khaing	2	51	Taungoo	14	339
Latapadan	3	68	Taung Twin Gyi	3	45
Lashio	22	829	Tha Htone	3	104
Loikaw	27	589	Thantphyu Zayat	1	30
Magwe	15	409	Thayawaddy	1	16
Mandalay	266	11153	Thazi	2	26
Mawlamyaing	35	1129	Thibaw	15	381
Meiktila	16	420	Yangon	460	23668
Mai Sat	1	64	Yamaethin	1	31
Minbus	3	103	Yay	2	45
Mindat	2	52	Yeynanchaung	3	41
Mintha	1	11	Yin Mar Pin	1	30
Moe Kaung	1	10	Ywar Ngan	1	20
Moe Nyin	1	21	O Mol Sol	1	24
Mogok	6	199	Gwa	1	10
Monywa	18	879	Inndaw	1	12
Mrauk-U	6	185	Kyar Inn Seltgyi	1	20
Mudone	1	30	Laukkai	1	274
Muse	15	619	Lawei	1	36
Myawaddy	12	496	Lwepel	2	66
Myingyan	8	220	Matupi	1	20
Myitkyna	21	705	Myaungmya	1	20
Myeik	16	569	Paduang	1	15
Ma U Bin	1	31	Hpasawng	1	15
Mawlamysing Kyun	1	14	Singing	2	41
Naung Hko	1	46	Singu	1	40
Nam Sam(Loi Lai)	2	62	Tamu	2	71
Nay Pyi Taw	66	5588	Toungup	1	32
Total	1984	79855			

Source: Ministry of Hotels and Tourism



Myanmar TOURISM STATISTICS 2019



International Arrivals to Myanmar by Entry Points

Gateway	2017	2018	2019
International Airports	1,314,066	1,335,714	1,792,353
Cruise and Yacht (By Sea)	69,40	9,370	8,701
Land Borders (Visa)	41,942	53,014	129,371
Land Borders (EP, BP)	2,080,185	2,153,330	2,433,676
Total	3,443,133	3,551,428	4,364,101

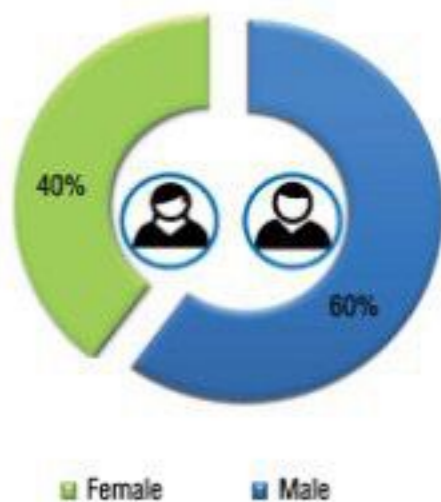
Source: Department of Immigration

Length of stay & Expenditure in Myanmar, 2019

Entry Points	Arrival	Average Length of Stay	Average Expenditure	Total Expenditure
International Airports	1,792,353	11	130	2563.065
Yangon (Cruise)	8,701	3	141	3.681
Kawtaung (Yacht)	3,174	5	186	2.952
Border Gates (Visa)	126,197	9	155	176.045
Border Gates (Non-Visa)	2,433,676	1	30	73.010
Total	4,364,101	6	108	2818.753

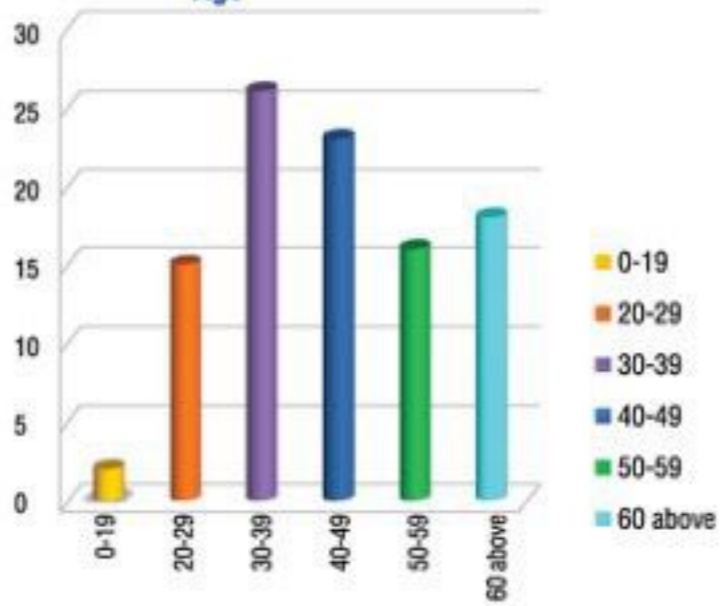
Source: Dept. of Immigration and MoHT survey results

Gender



Source: MoHT survey outcome

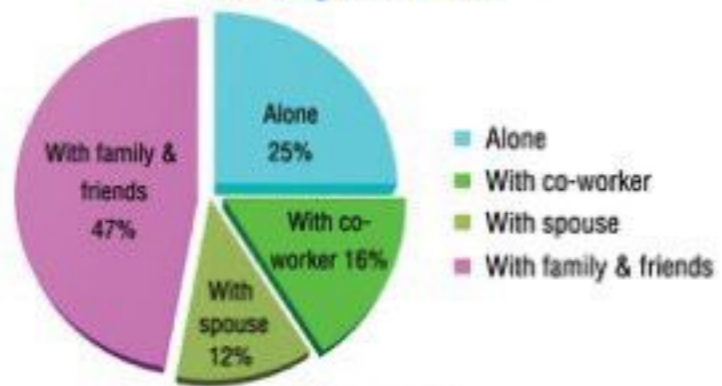
Age



Age 0-19-2% , Age 20-29-15% , Age 30-39-26% , Age 40 - 49 - 23%
Age 50-59-16% , Age 60 and above - 18%

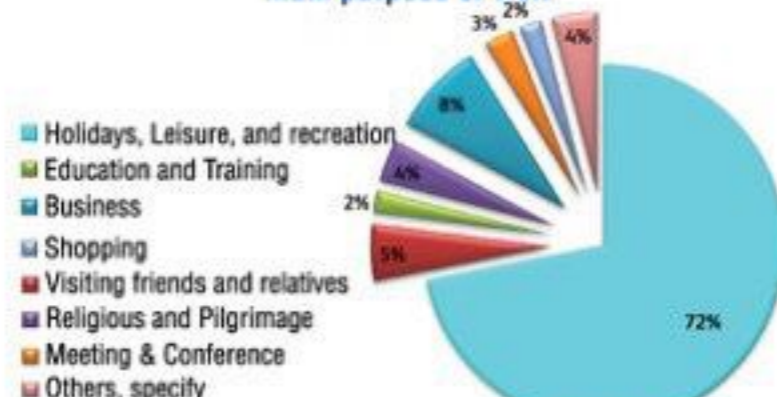
Source: MoHT survey outcome

Travelling with Whom?



Source: MoHT survey outcome

Main purpose of visit



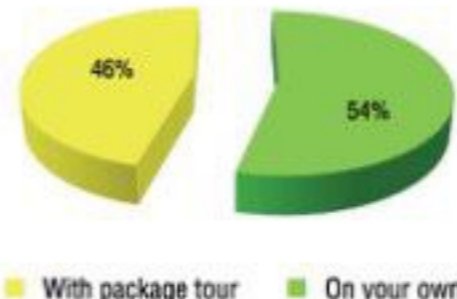
Source: MoHT survey outcome

Types of Visa

Types of Visa	2017	2018	2019
Tourist	545,934	565,165	1,078,011
Business	242,446	249,083	281,879
Others	2,654,753	2,737,180	3,004,211
Total	3,443,133	3,551,428	4,364,101

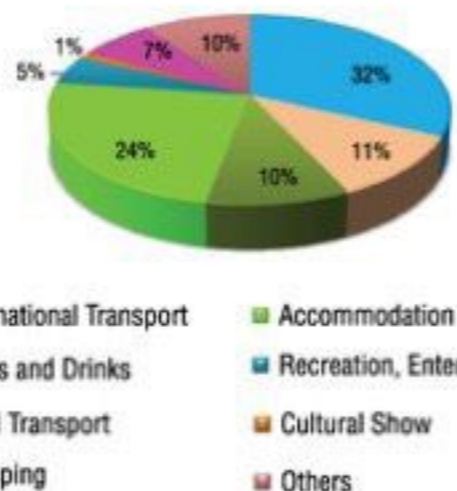
Source: Department of Immigration

How did you come to Myanmar?



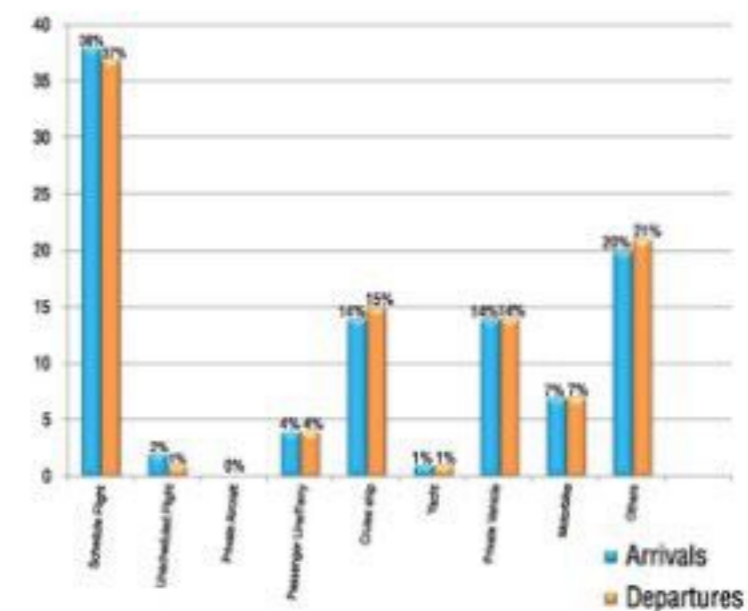
Source: MoHT survey outcome

Percentage of expenditure items of tourists in Myanmar



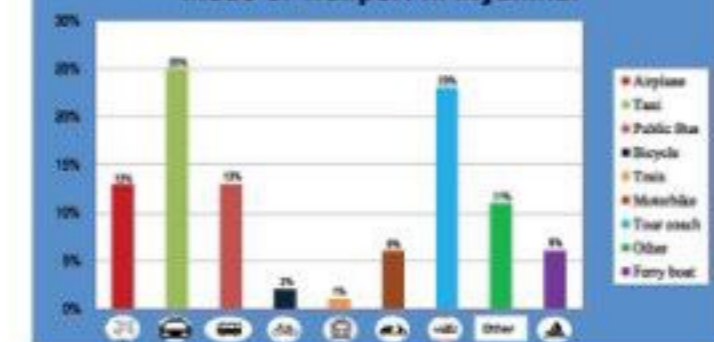
Source: MoHT survey outcome

Mode of transport (Arrival and Departure to/from Myanmar)



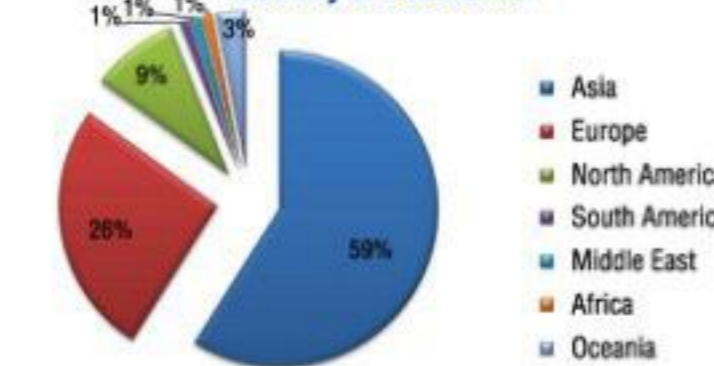
Source: MoHT survey outcome

Mode of Transport in Myanmar



Source: MoHT survey outcome

Country of Residence



Source: MoHT survey outcome

Visitors By Nationality

Country/Region	2018	2019	difference	%
NORTH AMERICA	76122	77817	1695	2%
U.S.A	65057	66757	1700	3%
CANADA	11065	11060	-5	0%
OTHER AMERICAS	10786	10227	-559	-5%
WEST EUROPE	183472	184016	544	0%
FRANCE	43218	42608	-610	-1%
U.K	36609	33857	-2752	-8%
GERMANY	28838	29447	609	2%
ITALY	16855	19121	2266	13%
SWITZERLAND	10019	9267	-752	-8%
NETHERLANDS	9428	9600	172	2%
BELGIUM	6087	5733	-354	-6%
AUSTRIA	3405	3729	324	10%
SPAIN	11315	13689	2374	21%
OTHERS	17698	16965	-733	-4%
EAST EUROPE	18386	18649	263	1%
RUSSIA	5451	5259	-192	-4%
OTHERS	12935	13390	455	4%
AFRICA	4346	4490	144	3%
MIDDLE EAST	5685	6006	321	6%
ASIA	1066846	1589186	532340	50%
CHINA	297400	749719	452319	152%
THAILAND	291231	273157	-18074	-6%
KOREA	72852	111794	38942	53%
JAPAN	104376	125706	21330	20%
SINGAPORE	58657	57890	-767	-1%
VIETNAM	53329	52567	-762	-1%
INDIA	43281	48400	5119	12%
MALAYSIA	47632	44203	-3429	-7%
TAIWAN	35685	39374	3689	10%
HONG KONG	7183	32005	24822	346%
MACAU	855	3352	2497	292%
PHILIPPINE	16748	17398	650	4%
OTHERS	37617	43621	6004	16%
OCEANIA	32455	30034	-2421	-7%
AUSTRALIA	27962	25867	-2095	-7%
NEWZEALAND	4285	4000	-285	-7%
OTHERS	208	167	-41	-20%
TOTAL	1,398,098	1,930,425	532,327	38%

Remarks. Visa entries only

Source: Dept. of Immigration