

FAST FACTS . . .

Area

676,577 Square Kilometers.

Time

UTC (GMT) + 6.5 Hours

Climate

Myanmar is an all year round destination. Hilly regions in the north and northeast enjoy cool temperate weather. Rainfall is also very low in central regions during the rainy season.

Population

The Republic of the Union of Myanmar has a population of over 60 million. The major racial groups are Bamar, Kachin, Kayah, Kayin, Chin, Mon, Rakhine and Shan. The people are called Myanmar.

Language

Myanmar, several dialects and English.

Religion

Over 80 percent of Myanmar embrace Theravada Buddhism. There are Christians, Muslims, Hindus and some animists.

Currency

The local currency is the "Kyat" which is divided into 100 pyas. Kyat notes are issued in denominations of 1, 5, 10, 15, 20, 45, 50, 90, 100, 200, 500, 1000 and 5000.

Business Hours

Banks : 09:30 – 15:00 Mon – Fri
Offices : 09:30 – 16:30 Mon – Fri

Airport Tax

10 US Dollars for departure at international gateways.

Customs

Foreign currencies (above USD 2000), jewellery, cameras and electronic goods must be declared to the customs at the Airport. Exports of antiques and archaeologically valuable items are prohibited.

Foreign Exchange Certificate (FEC)

Foreign Exchange Certificate, issued for the convenience of visitors, is accepted by hotels, airlines, travel agencies, taxis, restaurants and convenient for entrance fees to pagodas, museums, parks, etc. FECs are issued in US \$1, \$5, \$10 and \$20 denominations and it can be exchanged at Yangon International Airport.

Health

Ministry of Health has been implementing better health care management system and the international health regulation for the support of healthy tourism. There are points of entry health services at the international airports and passengers are requested to fill in the health declaration form.

Tourism Income

Year	2008 (US\$)	2009 (US\$)	2010 (US\$)	2011 (US\$)
Total Earnings	165M	196M	254M	319M
Average Expenditure Per Person Per Day	95	95	102	120
Average Length of Stay	9.0	8.5	8.0	8.0

Licensed Tour Companies

(a) Foreign Company	1
(b) J.V Company	15
(c) Local Company	743
Total	759

Licensed Tourist Transportation

(a) Coach (26-50 seater)	63
(b) Mini Bus(13-25 seater)	27
(c) Hiace/Townace (5-12 seater)	13
(d) Saloon/ Van (4 seater)	19
(e) Motor Boat	12
(f) Boat	17
(g) Yacht	26
(h) Hot Air Balloon	1

Total 178

Licensed Tour Guides

(a) English	1931
(b) Spanish	106
(c) Japanese	343
(d) French	231
(e) Chinese	125
(f) Thai	106
(g) German	219
(h) Russian	35
(i) Italian	43
(j) Korean	21

Total 3160

Foreign Investment in Hotels & Commercial Complexes


Sr.	Projects	Rooms	Investment US\$(M)	Remarks
1	31	5145	855.919	Completed
2	5	1415	288.500	Under Construction
	36	6560	1144.419	

Foreign Investment in Hotels & Commercial Complexes by Countrywise

Sr.	Country	Hotel / Apartment	Investment (USD in million)
1.	Singapore	12	597.756
2.	Thailand	11	263.250
3.	Japan	6	183.013
4.	Hong Kong	4	77.000
5.	Malaysia	2	20.000
6.	British	1	3.400
	Total	36	1144.419

Hotels / Motels/ Guest Houses

Sr.	Place	Numbers	Rooms
1	Aungban	4	130
2	Bagan	75	2008
3	Bago	11	297
4	Bhamaw	4	136
5	Chaungtha	16	517
6	Dawei	2	54
7	Hpa-an	7	172
8	Kalay	3	81
9	Kalaw	24	421
10	Kawthaung	7	451
11	Kyaikhto	10	284
12	Kyaington	12	365
13	Kyaukme	1	33
14	Kyaukpataung	1	14
15	Kyaukse	1	20
16	Lashio	9	292
17	Loikaw	5	98
18	Magwe	9	150
19	Mandalay	75	3181
20	Mawlamyaing	9	194
21	Meikhtila	5	98
22	Mogok	1	11
23	Monywa	5	123
24	Mrauk-U	6	146
25	Muse	9	328
26	Myitkyina	12	335
27	Myeik	2	65
28	Nay Pyi Taw	27	1763
29	Ngapali	14	480
30	Ngwesaung	21	906
31	Nyaung Shwe	42	937
32	Pakokku	2	23
33	Patheingyi	6	142
34	Pindaya	5	149
35	Putao	2	24
36	Pyay	11	231
37	Pyinmana	2	170
38	Pyin Oo Lwin	30	570
39	Sagaing	2	38
40	Shwe Nyaung	1	16
41	Sittwe	5	109
42	Tachileik	15	626
43	Taunggyi	16	504
44	Taungoo	11	242
45	Thazi	2	26
46	Thibaw	3	52
47	Yangon	187	7934
48	Kyauk Phyu	2	56
	Total	731	25002



Myanmar Tourism Statistics 2011



Ministry of Hotels and Tourism

Building No. (33), Nay Pyi Taw,
The Republic of the Union of Myanmar
Tel : 95 67 406454, 406061, 406130
Fax : 95 67 406061, 406060, 406057
E-mail : mo.moht@mptmail.net.mm,
dg.dht@mptmail.net.mm,
mtt.mht@mptmail.net.mm
Website : www.myanmar-tourism.org
www.tourism-myanmar.org
www.myanmar-travelsand-tours.com

Tourist Arrivals

	2005	2006	2007	2008	2009	2010	2011
Yangon Entry Point	227300	257594	242535	187766	234417	297246	364743
Mandalay & Bagan Gateways	4918	5920	5541	5553	8861	13442	20912
Naypyitaw Gateway							5521
Border Tourism	427988	366547	468358	537911	519269	480817	425193
Total	660206	630061	716434	731230	762547	791505	816369

Yangon Entry Point

(Including tourist arrivals through border entry points to Yangon)

	2005	2006	2007	2008	2009	2010	2011
(1) Group Tours	54989	74389	88941	48656	66552	87932	103590
(2) FIT	96075	106140	78619	61884	79074	109222	134956
(3) Business Travellers	36170	35629	35440	36392	42553	48549	69943
(4) Entry Visa (Visit Friends & Relatives)	20528	22592	21340	21827	26217	28240	33273
(5) Others	19538	18844	18195	19007	20021	23303	22981
	227300	257594	242535	187766	234417	297246	364743

Naypyitaw, Mandalay & Nyaung U Entry Points

	2005	2006	2007	2008	2009	2010	2011
(1) Tourist Visa	2899	3890	3167	2278	2847	4817	12786
(2) Business Travellers	1701	1753	2001	2944	5555	8257	12844
(3) Entry Visa (Visit Friends & Relatives)	225	174	197	186	205	104	196
(4) Others	93	103	176	145	254	264	607
	4918	5920	5541	5553	8861	13442	26433

Border Tourism

(Including day return visitors)

	2005	2006	2007	2008	2009	2010	2011
(1) North Eastern Region	50010	42237	51941	76676	65591	67531	58935
(2) Eastern Region	146452	148984	268942	309152	295337	265588	236312
(3) South Eastern Region	231526	175326	147475	152083	158341	147698	129946
	427988	366547	468358	537911	519269	480817	425193

Visa Formalities

A valid Passport with Entry Visa is required for all visitors. The entry visa to Myanmar is applicable at Myanmar Embassies and Consulate General Offices abroad and it is valid for 28 days.

Overland Entry

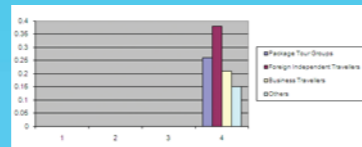
Overland entry is permitted to Thai, Chinese and Indian tourists with border passes and to third party tourists with visa at designated check points along Myanmar – Thailand, Myanmar – China and Myanmar – India Borders.

Visa on Arrival (VOA)

Visa on arrival is granted only to packaged cruise liner and chartered flight tourists; and to packaged tour groups from places where there are no Myanmar representation. Visa on Arrival is applicable only through licensed travel agencies registered in Myanmar. The Ministry of Hotels and Tourism will endorse to the Immigration authorities on case by case basis.

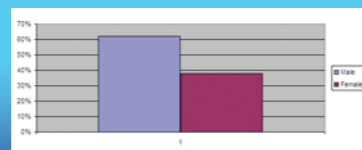
Types of Tourist

Package Tour Groups	26 %
Foreign Independent Travellers	38 %
Business Travellers	21 %
Others	15 %



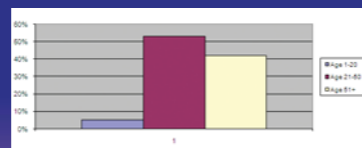
Tourist Arrivals by Gender Group

Male	62 %
Female	38 %



Tourist Arrivals by Age Group

Age 1-20	5 %
Age 21-50	53%
Age 51+	42 %



Visitors by Nationality			
No.	Country	2011	%
	ASIA	259692	66.39
1	CHINA	62018	15.85
2	THAILAND	61696	15.77
3	MALAYSIA	23287	5.95
4	KOREA	22524	5.76
5	JAPAN	21321	5.45
6	TAIWAN	15542	3.97
7	SINGAPORE	15391	3.93
8	INDIA	12318	3.15
9	HONGKONG	3820	0.98
10	BANGLADESH	1988	0.51
11	OTHERS	19787	5.06
	WEST EUROPE	80895	20.68
1	FRANCE	19414	4.96
2	GERMANY	14006	3.58
3	U.K	11056	2.83
4	ITALY	9710	2.48
5	SPAIN	6659	1.70
6	SWITZERLAND	5545	1.42
7	BELGIUM	3376	0.86
8	AUSTRIA	1964	0.50
9	OTHERS	9165	2.34
	NORTH AMERICA	25365	6.48
1	AMERICA	21680	5.54
2	CANADA	3685	0.94
	OCEANIA	11622	2.97
1	AUSTRALIA	10415	2.66
2	NEWZEALAND	1188	0.30
3	OTHERS	19	0.01
	EAST EUROPE	7622	1.95
1	RUSSIA	3496	0.89
2	OTHERS	4126	1.05
	MIDDLE EAST	2607	0.67
	OTHER AMERICAS	2380	0.61
	AFRICA	993	0.25
	TOTAL	391176	100.00

Tourist Arrivals by Special Tours

Special Charter Flight Tours

Year	No. of Charter Flight	No. of Pax
2006	60	7777
2007	37	3788
2008	54	6328
2009	29	4627
2010	52	7603
2011	61	8370

Tourist Arrivals By Oceania Cruises

Year	No. of Cruises	No. of Pax
2006	8	3399
2007	4	1733
2008	6	2688
2009	4	1700
2010	3	547
2011	8	3450

Yatching Tours

Year	No. of Pax	Income (US\$)
2006	1879	196090
2007	2116	248560
2008	2037	272140
2009	1444	192800
2010	1417	139410
2011	1091	121860

Riverine Cruises

Year	No. of Pax	Income (US \$)
2006	4605	1379764
2007	2962	1010781
2008	1302	74319
2009	1438	345896
2010	4547	1203945
2011	12437	1735290

Balloonng

Year	No. of Pax	Income (US\$)
2006	3898	823612
2007	3470	774913
2008	2918	662277
2009	2940	719586
2010	4886	977200
2011	5919	1441651

Comparison Statement Showing Load Factor of Scheduled Flights For The Year 2011

Sr.	Route	No. of Flights	Seat Capacity		Occupied Seats		Occupancy Rate	
			Foreigner	Myanmar	Foreigner	Myanmar	Total	%
1	Bangkok-Yangon	2786	560937	134130	198071	332201	332201	59.22
2	Singapore-Yangon	1343	202998	114229	44443	158672	158672	8.16
3	Kualalumpur-Yangon	989	161230	57545	39723	97268	97268	60.33
4	Kunming-Yangon	581	47725	7267	22633	29900	29900	62.65
5	Nanning-Yangon	88	3960	503	1197	1700	1700	42.93
6	Guang Zhou-Yangon	203	27666	7054	8801	15855	15855	57.31
7	Taipei-Yangon	156	24648	5289	15525	20814	20814	84.44
8	Calcutta-Gaya-Yangon	66	9504	1297	4801	6098	6098	64.16
9	Gaya-Yangon	76	11616	300	9542	9842	9842	84.73
10	Hanoi-Yangon	250	29260	11173	2023	13196	13196	45.10
11	Hochimin-Yangon	149	22350	7406	3088	9016	9016	40.34
12	Chiang Mai-Yangon	102	8457	3088	2276	5364	5364	63.43
13	Phuket-Yangon	4	376	34	67	101	101	26.86
14	Siem Reap-Yangon	76	12008	1797	1371	3168	3168	26.38
15	Kunming-Mandalay	603	31920	19091	2495	21586	21586	67.63
16	Mangshi-Mandalay	25	3300	1796	288	2084	2084	63.15
	TOTAL	7497	1157955	376375	350490	726865	726865	62.77