

# FAST FACTS . . .

## Area

676,577 Square Kilometers.

## Time

UTC (GMT) + 6.5 Hours

## Climate

Myanmar is an all year round destination. Hilly regions in the north and northeast enjoy cool temperate weather. Rainfall is also very low in central regions during the rainy season.

## Population

The Union of Myanmar has a population of over 57 million. The major racial groups are Bamar, Kachin, Kayah, Kayin, Chin, Mon, Rakhine and Shan. The people are called Myanmar.

## Language

Myanmar, several dialects and English.

## Religion

Over 80 percent of Myanmar embrace Theravada Buddhism. There are Christians, Muslims, Hindus and some animists.

## Currency

The local currency is the "Kyat" which is divided into 100 pyas. Kyat notes are issued in denominations of 1, 5, 10, 15, 20, 45, 50, 90, 100, 200, 500, 1000 and 5000.

## Business Hours

Banks : 09:30 – 15:00 Mon – Fri  
Offices : 09:30 – 16:30 Mon – Fri

## Airport Tax

10 US Dollars for departure at international gateways.

## Customs

Foreign currencies (above USD 2000), jewellery, cameras and electronic goods must be declared to the customs at the Airport. Exports of antiques and archaeologically valuable items are prohibited.

## Foreign Exchange Certificate (FEC)

Foreign Exchange Certificate, issued for the convenience of visitors, is accepted by hotels, airlines, travel agencies, taxis, restaurants and convenient for entrance fees to pagodas, museums, parks, etc. FECs are issued in US \$1, \$5, \$10 and \$20 denominations and it can be exchanged at Yangon International Airport.

## Health

Ministry of Health has been implementing better health care management system and the international health regulation for the support of healthy tourism. There are points of entry health services at the international airports and passengers are requested to fill in the health declaration form.

## Tourism Income

Fiscal Year	2008-09(US\$)	2009-10(US\$)
Total Earnings	172M	218M
Average Expenditure Per Person Per Day	89	96
Average Length of Stay	9 (Day)	8.5 (Day)

## Licensed Tour Companies

(a) Foreign Company	1
(b) J.V Company	16
(c) Local Company	585
<b>Total</b>	<b>602</b>

## Licensed Tourist Transportation

(a) Coach (26-50 seater)	72
(b) Mini Bus (21-25 seater)	42
(c) Van (7-20 Seater)	3
(d) Saloon (3-5 seater)	17
(e) Motor Boat	29
(f) Boat	16
(g) Yacht	33
(h) Hot Air Balloon	1
<b>Total</b>	<b>213</b>

## Licensed Tour Guides

(a) English	2697	*
(b) Japanese	484	
(c) French	280	
(d) Chinese	171	
(e) Thai	107	
(f) German	235	
(g) Russian	36	
(h) Italian	44	
(i) Korean	20	
<b>Total</b>	<b>4074</b>	

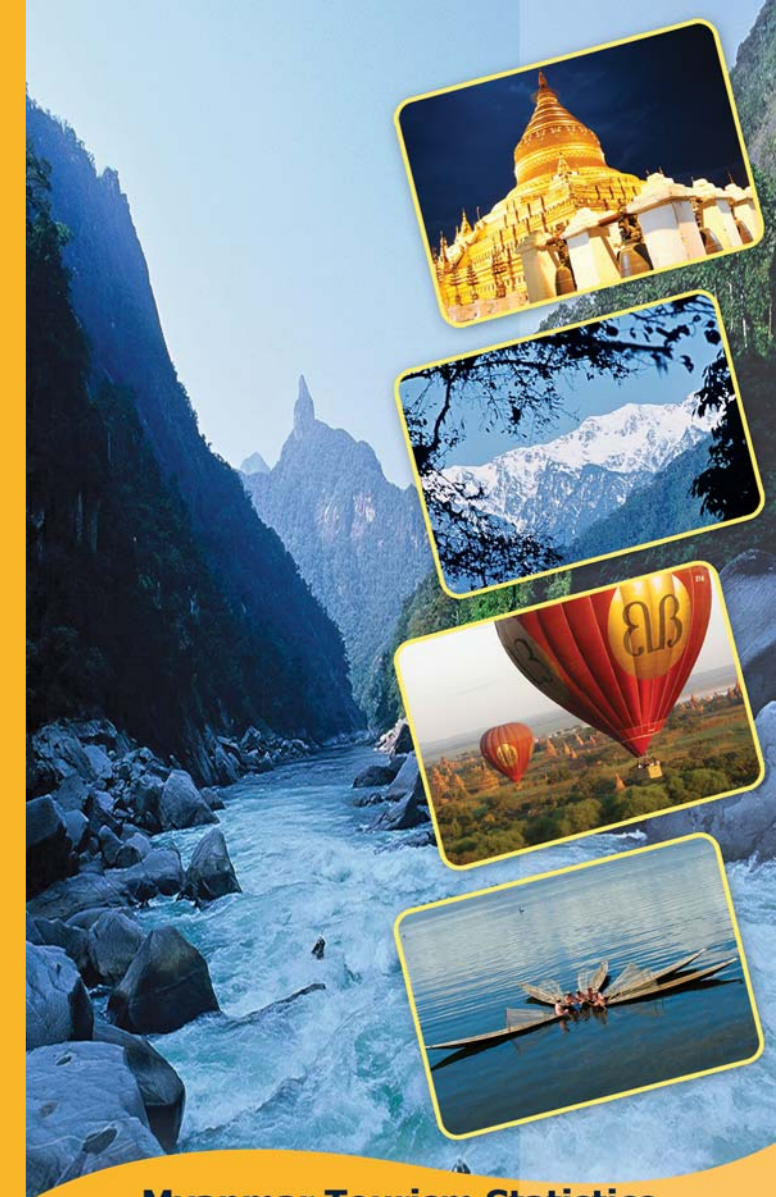
\* (Including Spanish Guide 101)

## Zone / Entrance Fees at Tourism Destinations in Myanmar

<b>Yangon</b>	
Shwedagon Pagoda	USD 5
Sule Pagoda	USD 2
Botahtaung Pagoda	USD 2
Buddha's Tooth Relic	US\$ 1
National Museum	US\$ 5
Drug Elimination Museum	US\$ 3
Gems Museum	US\$ 5
Bogyoke Aung San Museum	US\$ 2
<b>Than Lyin</b>	
Kyaikkhauk Pagoda	US\$ 1
Kyaik Hmaw Wyun Pagoda	US\$ 1
<b>Kyaikhtiyo Pagoda (Golden Rock)</b>	
Entrance Fee	US\$ 6
<b>Bago</b>	
Zone Fee	US\$ 10
Kanbawza Thadi Palace Museum	US\$ 5
<b>Pyay</b>	
Hmawzar Museum	US\$ 5
<b>Bagan</b>	
Zone Fee	US\$ 10
Archaeological Museum	US\$ 5
Nan Myint Tower	US\$ 10
<b>Taunggyi</b>	
Cultural Museum	US\$ 2
<b>Inle Lake</b>	
Zone Fee	US\$ 5
Pindaya Cave	US\$ 3
<b>Thipaw</b>	
Museum	US\$ 2
<b>Nyaung Shwe</b>	
Museum	US\$ 2
<b>Mandalay</b>	
Zone Fee	US\$ 10
Mingun and Sagaing	US\$ 3
<b>Mongywa</b>	
Mount Phoe Win	US\$ 5
<b>Sittwe</b>	
Cultural Museum	US\$ 2
<b>Mrauk U</b>	
Cultural Museum	US\$ 5

## Hotels / Motels/ Guest Houses

Sr.	Place	Numbers	Rooms
1	Aungban	3	44
2	Bagan	74	1953
3	Bago	10	266
4	Bhamaw	2	82
5	Chaungtha	14	470
6	Dawei	2	54
7	Hpa-an	7	172
8	Kalay	3	81
9	Kalaw	22	381
10	Kawthaung	5	365
11	Kyaikhto	9	250
12	Kyaington	11	343
13	Kyaukmae	1	33
14	Kyaukpataung	1	14
12	Lashio	6	206
16	Loikaw	2	34
17	Magwe	5	78
18	Mandalay	69	2912
19	Mawlamyine	8	177
20	Meikhtila	5	98
21	Mogok	1	11
22	Monywa	5	123
23	Mrauk-U	5	126
24	Muse	8	295
25	Myitkyina	11	299
26	Myeik	2	65
27	Nay Pyi Taw	9	451
28	Ngapali	12	420
29	Ngwesaung	19	840
30	Nyaung Shwe	43	944
31	Pakokku	2	23
32	Patheingyi	5	129
33	Pindaya	5	149
34	Putao	1	8
35	Pyay	11	231
36	Pyinmana	2	139
37	Pyin Oo Lwin	27	479
38	Sagaing	2	19
39	Shwe Nyaung	1	16
40	Sittwe	6	109
41	Tachileik	12	538
42	Taunggyi	15	479
43	Taungoo	11	242
44	Thazi	2	26
45	Thipaw	3	52
46	Yangon	172	7305
<b>Total</b>	<b>651</b>	<b>21531</b>	



## Myanmar Tourism Statistics 2009-2010

**Ministry of Hotels and Tourism**  
Building No. (33) Nay Pyi Taw,  
Union of Myanmar

Tel : 95 67 406451, 406130, 406057  
Fax : 95 67 406056, 406057, 406062, 406063  
E-mail : dg.dht@mptmail.net.mm  
Website : www.moht.gov.mm



# Tourist Arrivals

	2008-2009	2009-2010
Yangon Entry Point	187829	257952
Mandalay & Bagan Gateways	5243	10384
Border Tourism	549544	511609
<b>Total</b>	<b>742616</b>	<b>779945</b>

## Yangon Entry Point

(Including tourist arrivals through border entry points to Yangon)

	2008-2009	2009-2010
(1) Package	26374	32741
(2) FIT	84208	135862
(3) Business Travellers	39911	52099
(4) Entry Visa (Friends & Relatives)	22619	27395
(5) Others	19960	20239
<b>Total</b>	<b>193072</b>	<b>268336</b>

## Border Tourism

(Including day return visitors)

	2008-2009	2009-2010
(1) North Eastern Region	84567	64747
(2) Eastern Region	313475	289110
(3) South Eastern Region	151502	157752
<b>Total</b>	<b>549544</b>	<b>511609</b>

## Visa Formalities

A valid Passport with Entry Visa is required for all visitors. The entry visa to Myanmar is applicable at Myanmar Embassies and Consulate General Offices abroad and it is valid for 28 days.

## Overland Entry

Overland entry is permitted to Thai, Chinese and Indian tourists with border passes and to third party tourists with visa at designated check points along Myanmar – Thailand, Myanmar – China and Myanmar – India Borders.

Tourists with valid passports and visas can leave by air from Yangon.

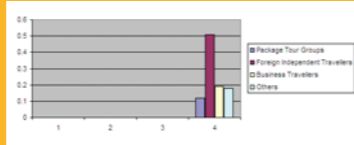
## Visa on Arrival (VOA)

Visa on Arrival (VOA) is granted at Yangon International Airport, subject to the requirements of Ministry of Immigration and Population. The visa fees and validity of the visas are as follows:

- USD 30 for tourist visa to stay for 28 days
- USD 40 for business visa to stay for 70 days
- USD 40 for social visa to stay for 28 days

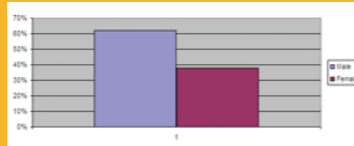
## Types of Tourist

Package Tour Groups	12 %
Foreign Independent Travellers	51 %
Business Travellers	19 %
Others	18 %



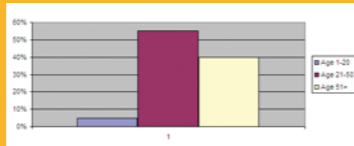
## Tourist Arrivals by Gender Group

Male	62 %
Female	38 %



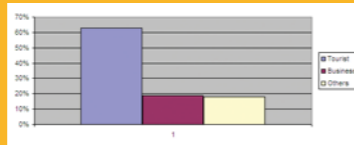
## Tourist Arrivals by Age Group

Age 1-20	5 %
Age 21-50	55 %
Age 51+	40 %



## Purpose of Visit

Tourist	63 %
Business	19 %
Others	18 %



## Visitors by Nationality

No.	Country	2009-2010	%
<b>ASIA</b>			
1	THAILAND	49010	18.26
2	CHINA	39192	14.61
3	JAPAN	14856	5.54
4	KOREA	13890	5.18
5	TAIWAN	13301	4.96
6	SINGAPORE	11386	4.24
7	MALAYSIA	10208	3.80
8	INDIA	8916	3.32
9	HONGKONG	2907	1.08
10	BANGLADESH	1260	0.47
11	OTHERS	10949	4.08
<b>WEST EUROPE</b>		<b>55862</b>	<b>20.82</b>
1	FRANCE	12179	4.54
2	GERMANY	10949	4.08
3	ITALY	7149	2.66
4	U.K	6786	2.53
5	SPAIN	5003	1.87
6	SWITZERLAND	3767	1.40
7	BELGIUM	2085	0.78
8	AUSTRIA	1737	0.65
9	OTHERS	6207	2.31
<b>NORTH AMERICA</b>		<b>18502</b>	<b>6.89</b>
1	AMERICA	16120	6.00
2	CANADA	2382	0.89
<b>OCEANIA</b>		<b>8399</b>	<b>3.13</b>
1	AUSTRALIA	7504	2.80
2	NEWZEALAND	882	0.33
3	OTHERS	13	0.00
<b>EAST EUROPE</b>		<b>5485</b>	<b>2.05</b>
1	RUSSIA	2468	0.92
2	OTHERS	3017	1.13
<b>MIDDLE EAST</b>		<b>1985</b>	<b>0.74</b>
<b>OTHER AMERICAS</b>		<b>1400</b>	<b>0.52</b>
<b>AFRICA</b>		<b>828</b>	<b>0.31</b>
<b>TOTAL</b>		<b>268336</b>	<b>100.00</b>

# Tourist Arrivals by Special Tours

## Special Charter Flight Tours

Year	No. of Charter Flight	No. of Pax
2006-2007	64	8147
2007-2008	42	4758
2008-2009	32	4457
2009-2010	33	5440

## Tourist Arrivals By Cruises

Year	No. of Cruises	No. of Pax
2006-2007	6	1752
2007-2008	5	2540
2008-2009	4	1879
2009-2010	5	1438

## Yatching Tours

Year	No. of Pax	Income (US\$)
2006-2007	2127	226505
2007-2008	2150	278955
2008-2009	1482	228425
2009-2010	1407	179040

## Balloonng

Year	No. of Pax	Income (US\$)
2006-2007	4537	1003136
2007-2008	2728	615209
2008-2009	2365	567859
2009-2010	4056	1034599

## Foreign Investment in Hotels & Commercial Complexes

Sr.	Projects	Rooms	Investment US\$(M)	Remarks
1	32	4921	862.669	Completed
2	5	1415	288.500	Under Construction
	37	6336	1151.169	

## Comparison Statement Showing Load Factor of Airlines For The Year 2009-2010

Sr.	Route	No. of Flights	Seat Capacity		Occupied Seats		Occupancy Rate	
			Foreigner	Myanmar	Foreigner	Myanmar	Total	%
1	BANGKOK-YANGON	1788	160974	103677	264651	76.40		
2	CHIANG MAI-YANGON	24	699	455	1154	45.79		
3	HANOI-YANGON	14	520	25	545	49.28		
4	SINGAPORE-YANGON	1097	34962	86823	121785	78.36		
5	KUALALUMPUR-YANGON	542	13384	38467	51851	66.89		
6	KUNMING-YANGON	239	14382	3857	18239	68.98		
7	NANNING-YANGON	13	245	25	270	46.15		
8	CALCUTTA-YANGON	82	4857	5833	10690	90.53		
9	TAIPEI-YANGON	192	14783	4116	18899	77.71		
10	GUANG ZHOU-YANGON	105	2255	2804	5059	40.15		
11	GAYA-YANGON	32	8	3085	3093	72.13		
12	KUNMING-MANDALAY	322	16100	1670	11853	73.62		
13	Special Flight	151	6407	3329	9736			
	RGN	149	6206	3329	9535			
	MDL	1	194	0	194			
	NYU	1	7	0	7			
	TOTAL-	4601	263659	254166	517825	76.25		